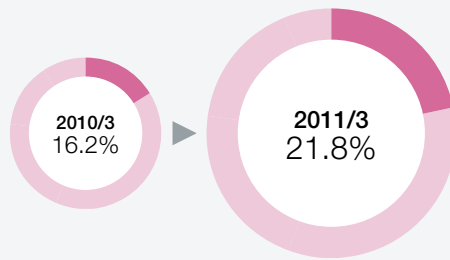


# The SBI Group at a Glance

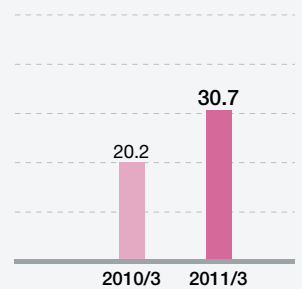
## Asset Management Business

Page  
**22**

**Ratio of Operating Revenues to Total Consolidated Operating Revenues**  
(FY2009 and FY2010)

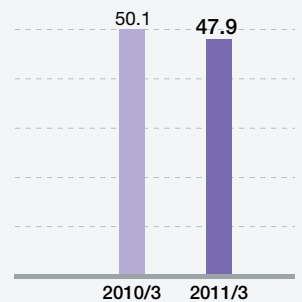
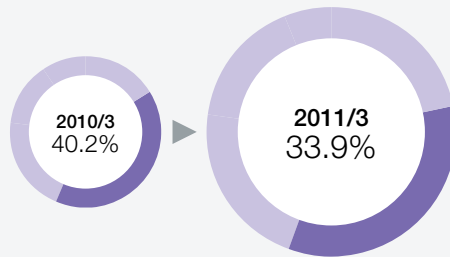


**Operating Revenues**  
(Billions of yen)



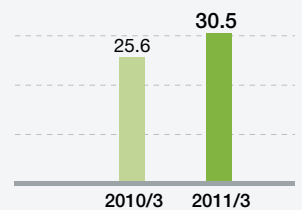
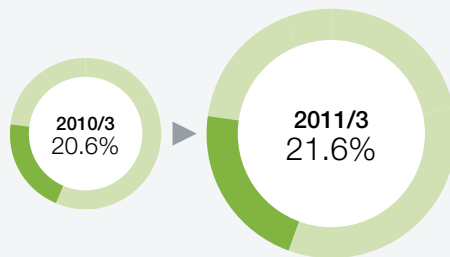
## Brokerage & Investment Banking Business

Page  
**26**



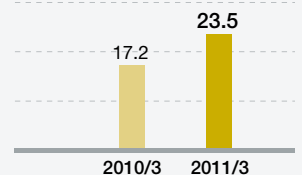
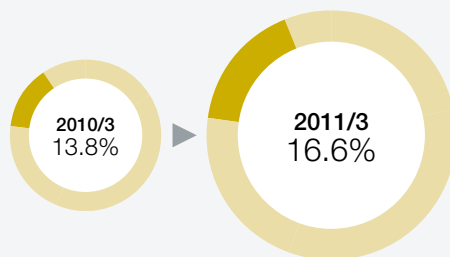
## Financial Services Business

Page  
**30**



## Housing and Real Estate Business

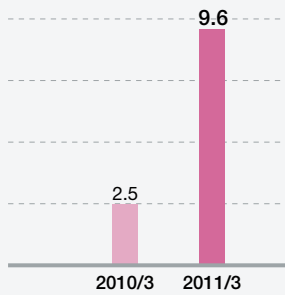
Page  
**34**



Note: The Others segment comprises businesses excluded from reporting segments, omitted from the table above. Specifically, the Others segment comprises system-related businesses, drug discovery businesses and apparel-related businesses, among others.

**Operating Income (Loss)**

(Billions of yen)



**Operating Revenues by Business Segment**

(FY2009 and FY2010)

