

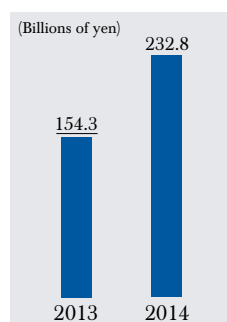
## Consolidated Financial Highlights (IFRSs)

\* Adopted IFRSs from the year ended March 31, 2013

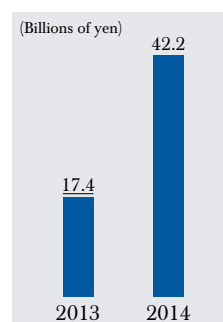
### Consolidated Results for the Year Ended March 31, 2014

Operating revenue	¥232.8 billion	Up 50.9% YoY
Operating income	¥42.2 billion	Up 142.9% YoY
Profit before income tax expense	¥38.9 billion	Up 159.0% YoY
Profit for the year attributable to owners of the Company	¥21.4 billion	Up 461.8% YoY

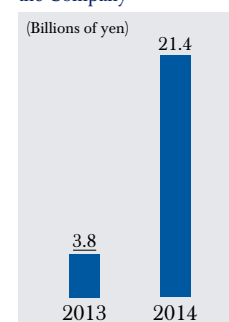
#### Operating revenue



#### Operating income



#### Profit for the year attributable to owners of the Company



Basic earnings per share  
attributable to owners of  
the Company

¥99.04

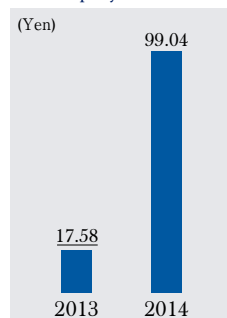
Equity per share attributable to  
owners of the Company

¥1,504.19

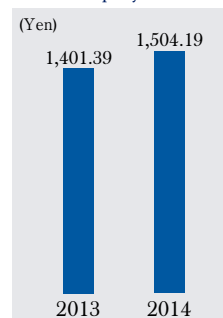
Substantive ratio of equity  
attributable to owners of  
the Company to total assets

22.2%

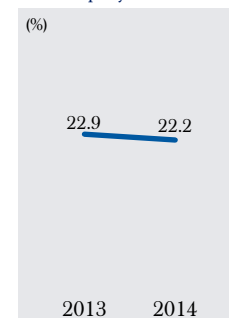
#### Basic earnings per share attributable to owners of the Company



#### Equity per share attributable to owners of the Company

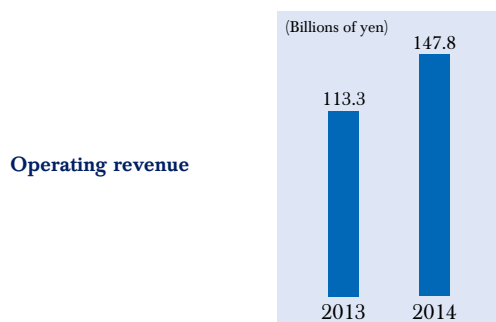


#### Substantive ratio of equity attributable to owners of the Company to total assets

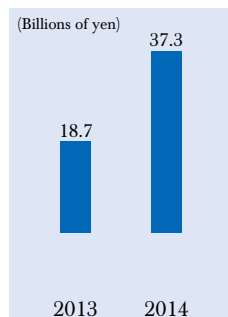


### Operating Revenue and Profit before Income Tax Expense by Segment

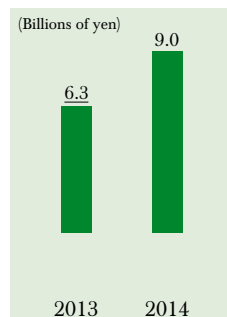
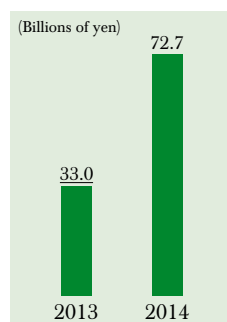
#### Financial Services Business



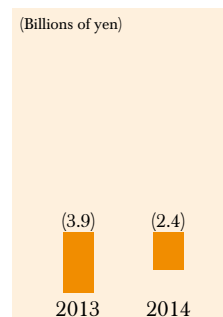
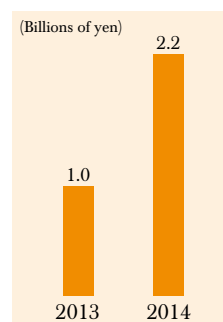
#### Profit before income tax expense



#### Asset Management Business



#### Biotechnology-related Business



#### Others

