Consolidated Financial Highlights (IFRSs)

Operating revenue (Billions of yen)

¥245.0 billion

Year-on-year

5.3 %

Operating income (Billions of yen)

¥68.2 billion

Year-on-year

61.5 %

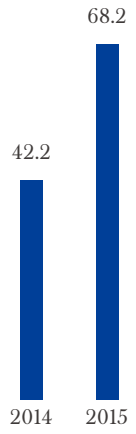

Profit for the year attributable to owners of the Company (Billions of yen)

¥45.7 billion

Year-on-year

113.3 %

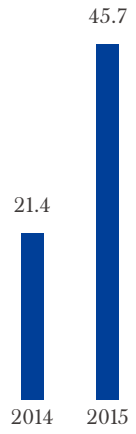

Basic earnings per share attributable to owners of the Company (Yen)

¥211.18

Equity per share attributable to owners of the Company (Yen)

¥1,771.19

Substantive ratio of equity attributable to owners of the Company to total assets (%)

22.2 %

Financial Services Business

■ Operating revenue
■ Profit before income tax expense

(Billions of yen)

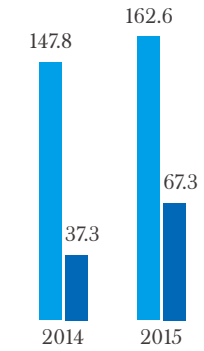

Asset Management Business

■ Operating revenue
■ Profit before income tax expense

(Billions of yen)

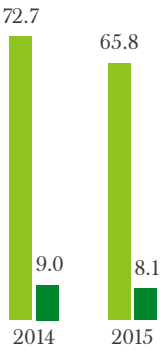

Biotechnology-related Business

■ Operating revenue
■ Profit before income tax expense

(Billions of yen)

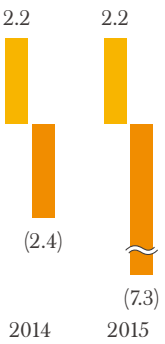

Others

■ Operating revenue
■ Profit before income tax expense
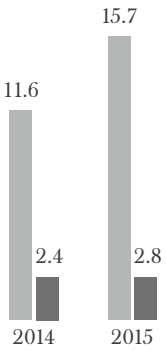
(Billions of yen)