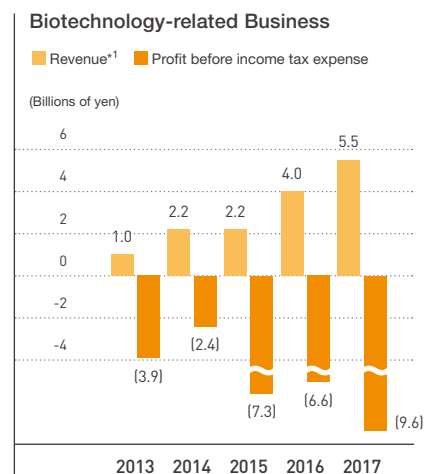
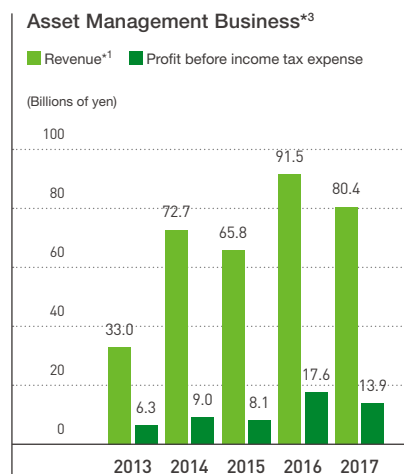
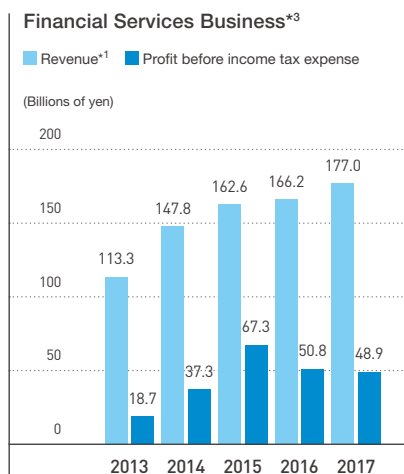
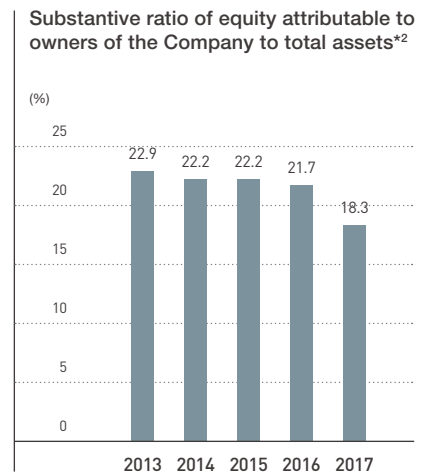
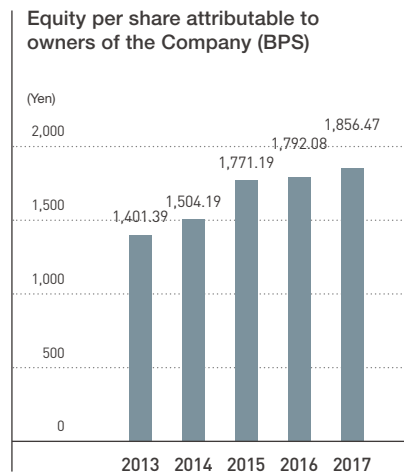
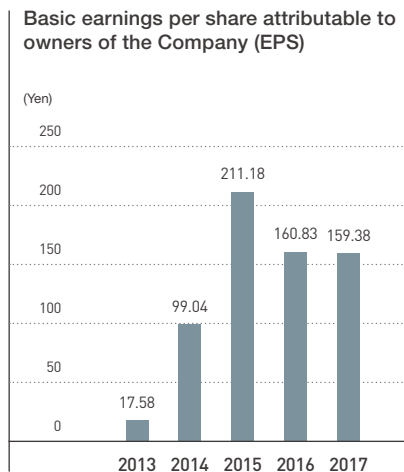
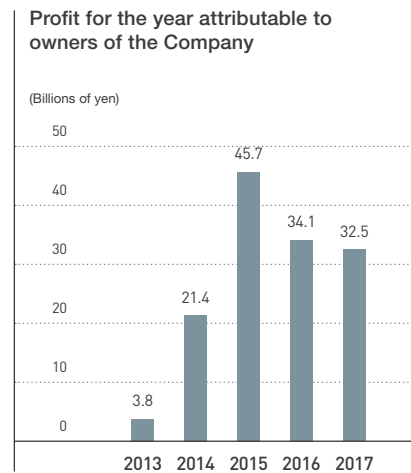
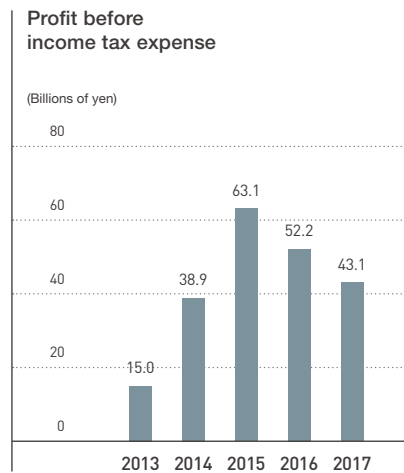
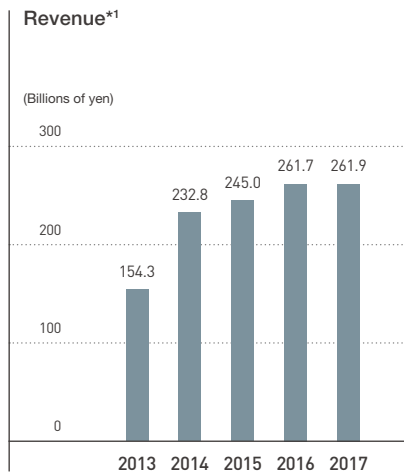


Snapshot of the SBI Group

Consolidated Financial Highlights (IFRSs)



*1 Beginning with the fiscal year ended March 31, 2016, the income categories "Operating revenue" and "Other financial income" have been eliminated, and the amounts have been combined and presented as "Revenue." Figures for the years ended March 31, 2013 to March 31, 2015 are "Operating revenue".

*2 Represents the substantive equity ratio, calculated by subtracting customer asset accounts (that is, asset accounts for margin transaction assets, cash segregated as deposits, etc.) and liability accounts (margin transaction liabilities, guarantee deposits received, and deposits from customers, etc.) held by the Company's subsidiary SBI SECURITIES.

*3 Certain subsidiaries, including SBI FinTech Solutions (formerly SBI AXES), which were included in the Asset Management Business until the fiscal year ended March 31, 2016, are now included in the Financial Services Business beginning with the fiscal year ended March 31, 2017. Consequently, segment information for the year ended March 31, 2016, is restated in accordance with the new basis of segmentation. Also, in the fiscal year ended March 31, 2013 to 2015, although there are Group companies that have been transferred to another segment, the abovementioned figures reflect disclosed figures during each fiscal year, therefore, there may be some discrepancies.