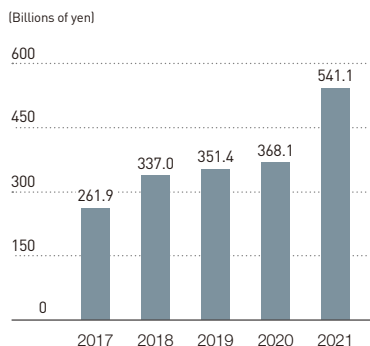


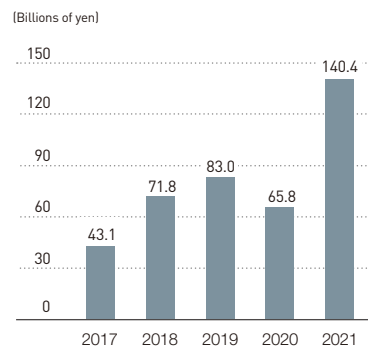
Financial and Non-financial Highlights

Consolidated Financial Highlights (IFRS)

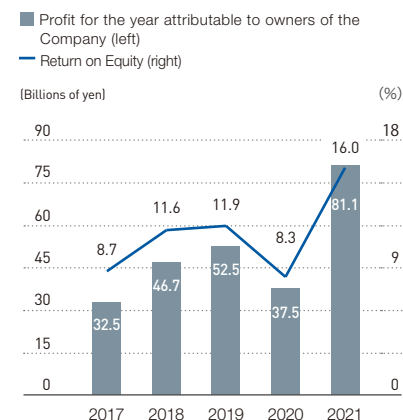
Revenue



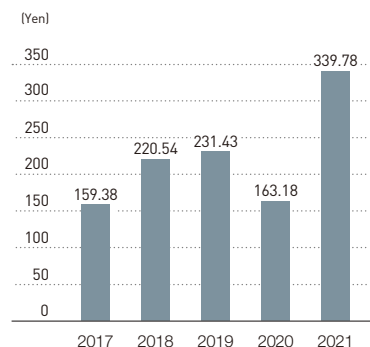
Profit before income tax expense



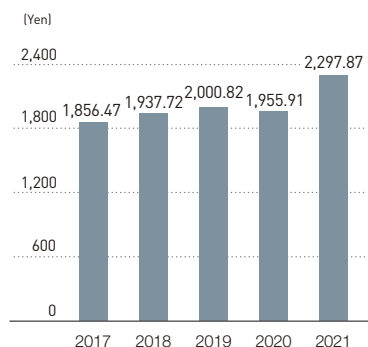
Profit for the year attributable to owners of the Company/ Return on Equity (ROE)



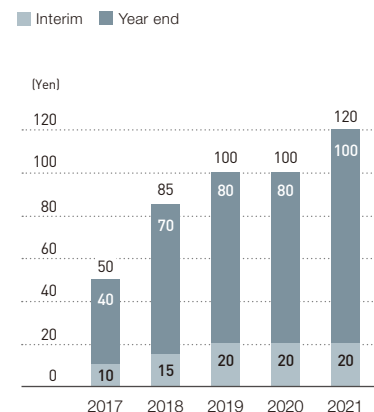
Basic earnings per share (EPS) (attributable to owners of the Company)



Equity per share attributable to owners of the Company (BPS)

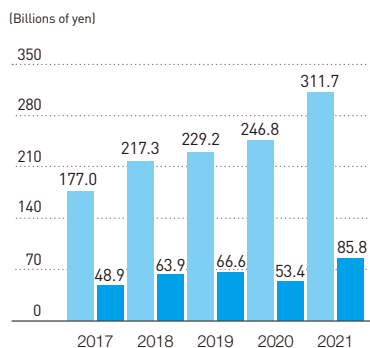


Dividend per share



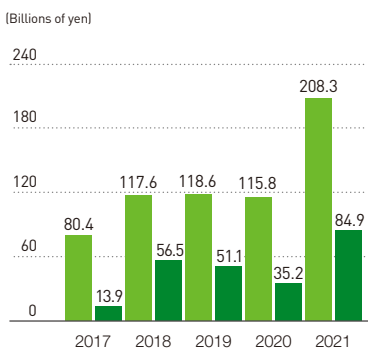
Financial Services Business*

Revenue Profit before income tax expense



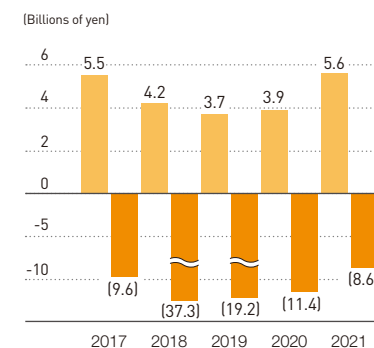
Asset Management Business*

Revenue Profit before income tax expense



Biotechnology, Healthcare & Medical Informatics Business

Revenue Profit (loss) before income tax expense



* For FY2015 to FY2020, whereas there are Group companies that were transferred from one segment to another, the abovementioned figures reflect disclosed figures for each fiscal year, so there may be some discrepancies

Non-financial Highlights

Countries and regions with overseas offices

23 countries and regions

(As of March 31, 2021)

The SBI Group has established overseas offices, primarily in the growth markets of emerging countries in Asia, and is pursuing global business expansion in various fields.

Percentage of employees at overseas offices (consolidated)

39.1%

(As of March 31, 2021)

As the SBI Group continues its global development, transitioning "from Japan's SBI to the World's SBI," the percentage of employees at overseas offices is increasing.

Number of Group companies that have made initial public offerings

15 companies

(As of March 31, 2021)

Currently, the Company is promoting initial public offering of Group companies to actualize the Company's intrinsic corporate value.

Number and percentage of female Directors

2 persons / **13.3**%

(As of June 30, 2021)

SBI Holdings has appointed two female Directors, accounting for 13.3% of the total 15 Directors.

Number and percentage of Independent Outside Directors

7 persons / **46.7**%

(As of June 30, 2021)

SBI Holdings appointed seven Independent Outside Directors, an increase of two compared to last year, accounting for 46.7% of total of 15 Directors.

Attendance rate at Board of Directors meetings

100.0%

(As of March 30, 2021)

The attendance rate at Board of Directors meetings for Directors and Statutory Auditors is 100.0%.

Rating for long-term issued bonds

BBB+

(As of August 24, 2020)

SBI Holdings has acquired a long-term issued bond rating of BBB+ (Stable) from Rating and Investment Information.

Institutional investor ratio in shareholder composition

73.0%

(As of March 31, 2021)

The ownership ratio of domestic and foreign institutional investors is rising, and foreign ownership alone accounts for a high 45.1% of all shareholders.

Cumulative donations made by the SBI Children's Hope Foundation

Approx.

¥1,080 million

(As of March 31, 2021)

Through the SBI Children's Hopes Foundation, the SBI Group actively pursues solutions to child welfare problems for the sake of children. The Foundation has made cumulative donations of approximately ¥1,080 million, up to the fiscal year ended March 31, 2021.