

SBI Group's Customer Value

Customer Satisfaction Assessment of Financial Services Business Companies (As of June 30, 2024)



SBI証券
[SBI SECURITIES]
Online Securities
Customer
Satisfaction Ranking
1st

2024 ORICON Customer Satisfaction® Survey
No.1 Overall in Online Securities



SBI 新生銀行
[SBI Shinsei Bank]
Internet Banking
Customer Satisfaction
Assessment
1st

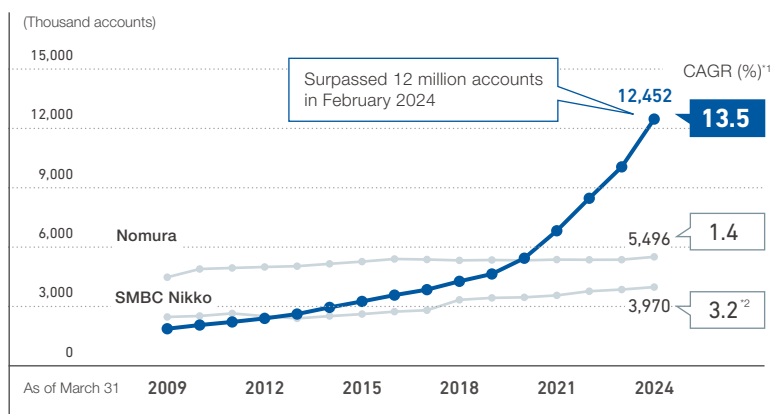
2024 ORICON Customer Satisfaction® Survey
No.1 Overall in Internet Banking



SBI損保
[SBI Insurance]
Comprehensive
Fixed-term Cancer
Insurance
1st

2024 ORICON Customer Satisfaction® Survey
No.1 Overall in Fixed-term Cancer Insurance

Number of Accounts of SBI Group and Two Major Face-to-face Securities Companies

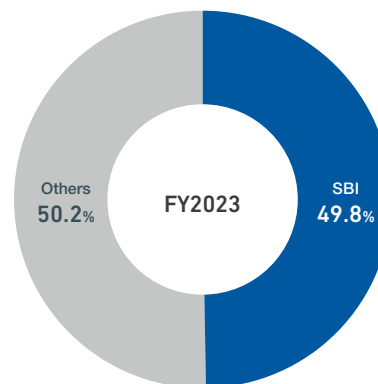


*1 March 2009 to March 2024

*2 Merged with SMBC Friend Securities in January 2018

Sources: Each company's published information

Share of Individual Stock Trading Value

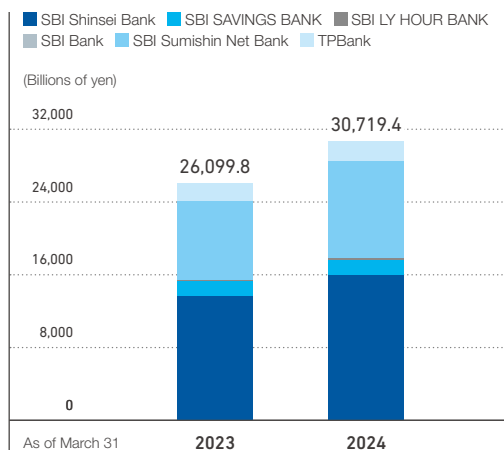


Note 1: Includes SBI Neotrade Securities' values

Note 2: Shares are calculated by dividing each company's individual stock trading value or individual margin trading value by the total individual stock trading value or individual margin trading value of the TSE and NSE, including the ETF and REIT trading values, respectively

Sources: Tokyo Stock Exchange statistics; each company's published information

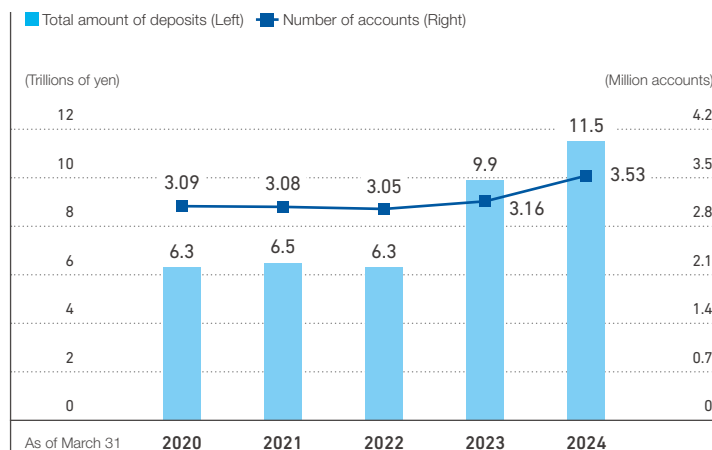
Total Assets of the Banking Segment in the SBI Group



Note 1: Figures of domestic banks are consolidated/JGAAP, other overseas banks are based on each respective country's GAAP accounting standards

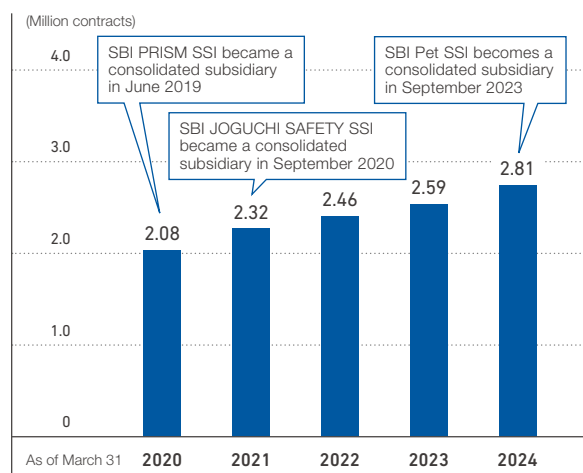
Note 2: The conversion rate is calculated at the end of March each year

Number of Accounts and Deposits at SBI Shinsei Bank



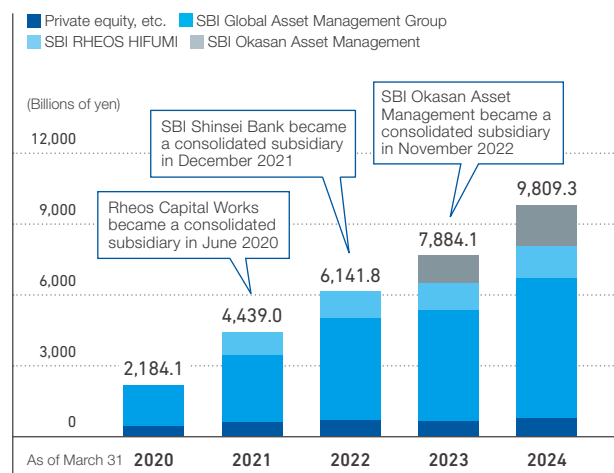
Note: Number of accounts excludes corporate accounts

Number of Contracts in SBI Insurance Group



Note: Represents simple sum of the number of contracts of SBI Insurance, SBI Life Insurance, SBI IKIKI SSI, SBI Nihon SSI, SBI Resta SSI, SBI PRISM SSI, SBI JOGUCHI SAFETY SSI, and SBI Pet SSI

SBI Group's Assets Under Management



Note 1: Calculated by the exchange rate as of the end of March each year

Note 2: Amounts are rounded to the nearest ¥100 million

Note 3: "Private equity, etc." includes neither cash nor commitment amount to be paid in

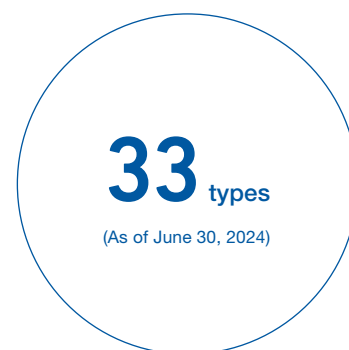
Note 4: Assets of each asset management company (SBI Global Asset Management Group, SBI RHEOS HIFUMI and SBI Okasan Asset Management) are recorded in both investment trusts and investment advisory, respectively, so there are some overlapping amounts

Note 5: Figures of each asset management company include publicly offered investment trusts, publicly offered bond investment trusts, and privately offered investment trusts

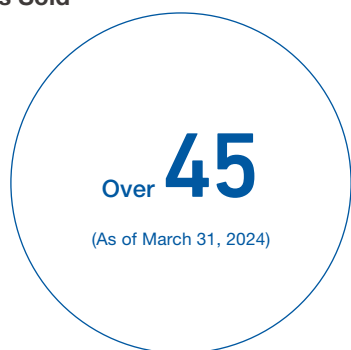
Investment Performance by SBI Investment



Overall Number of Crypto Assets Handled in Crypto-asset Business



Number of Countries in which 5-ALA Cancer Diagnostic Agent is Sold



Number of Domestic Stores that Offer Health Foods Containing 5-ALA

