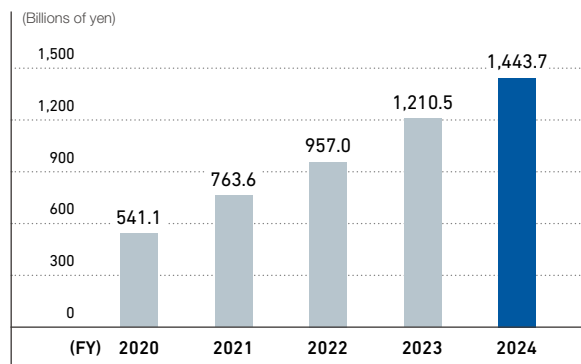


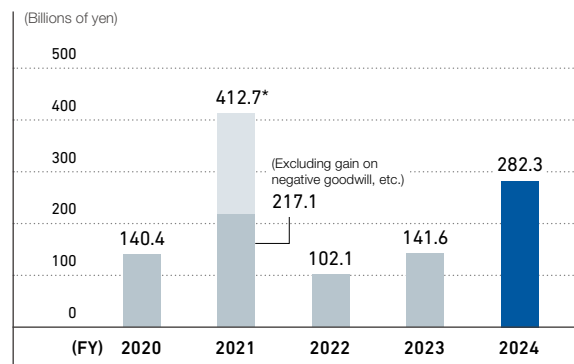
SBI Group's Overview

Financial Highlights

Revenue

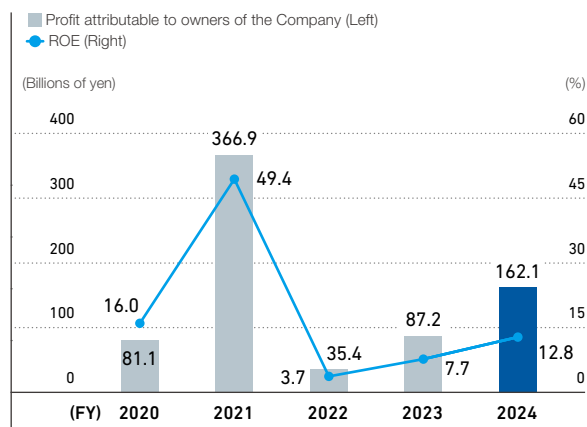


Profit before income tax expense



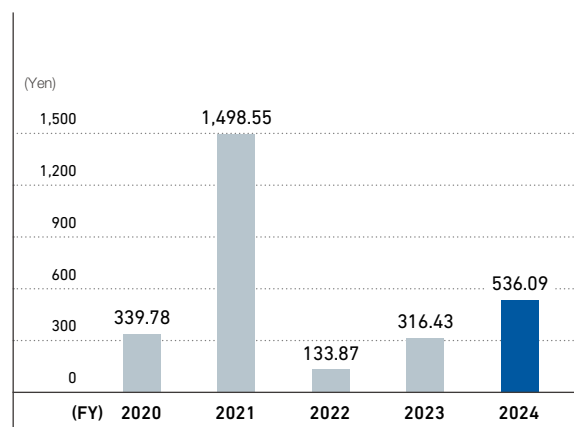
Profit attributable to owners of the Company

Ratio of profit to equity attributable to owners of the Company (ROE)

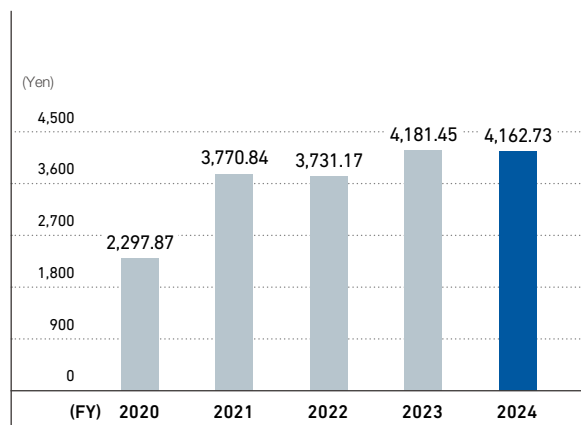


Basic earnings per share (EPS)

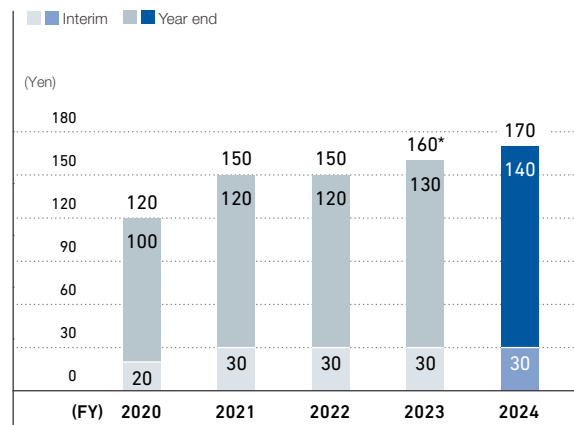
(attributable to owners of the Company)



Equity per share attributable to owners of the Company (BPS)

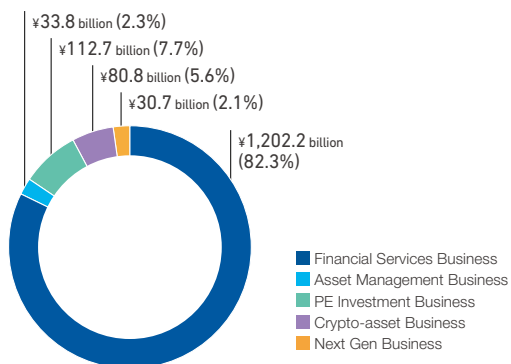


Dividend per share



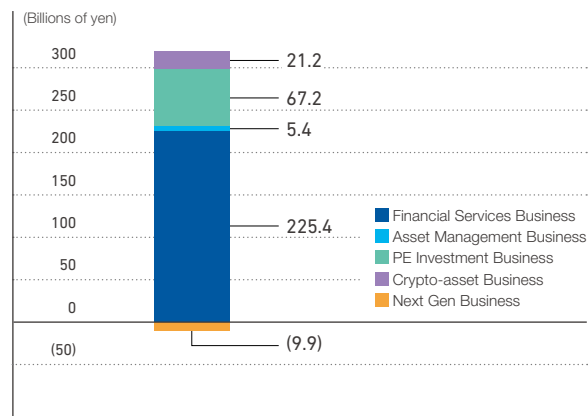
* Includes a commemorative dividend of ¥10 per share to celebrate the 25th anniversary of the Company's founding

► Revenue breakdown by business segment* (FY2024)



* Revenue breakdown percentages by business segment are presented as the composite ratio of the total revenue of each segment.

► Profit before income tax expense (FY2024)



Corporate Highlights

Countries and regions with overseas offices

26 countries and regions

(As of June 30, 2025)

The SBI Group has established overseas offices primarily in the growth markets of emerging countries in Asia and is pursuing global business expansion in various fields.

Rating for long-term issued bonds

A-

(As of June 3, 2025)

In April 2022, SBI Holdings acquired a long-term issued bond rating of A- (Stable) from the Rating and Investment Information, Inc., a one notch upgrade from BBB+.

Number of Group companies that have made initial public offerings

18 companies

(As of June 30, 2025)

The Company is promoting initial public offerings of Group companies to actualize the Company's intrinsic corporate value.

Institutional investor ratio in shareholder composition

58.1 %

(As of March 31, 2025)

The foreign ownership ratio, which had previously been growing, fell to 33.6% as of March 31, 2025, from 48.6% as of March 31, 2022. We endeavor to maintain a healthy balance in our shareholder composition.

Customer base

54.42 million

(As of March 31, 2025)

The customer base of each SBI Group company is steadily increasing, and our goal is to achieve a customer base of over 100 million at the Group level by the 30th anniversary of our founding (FY2028).

Consolidated number of employees

19,156

(As of March 31, 2025)

The consolidated number of employees of the SBI Group, both in Japan and overseas, has been increasing each year due to a rise in the number of consolidated subsidiaries resulting from our active involvement in M&A.