

SBI Group's Customer Value

Customer Satisfaction Assessment of Financial Services Business Companies (As of June 30, 2025)



SBI証券
[SBI SECURITIES]
Online Securities
Customer
Satisfaction Ranking
1st

2025 ORICON Customer Satisfaction® Survey
No.1 Overall in Online Securities



SBI SHINSEI BANK
Internet Banking
Customer Satisfaction
Assessment
1st

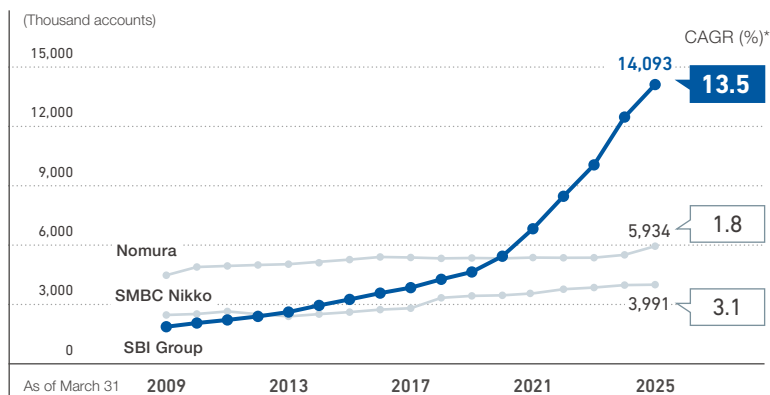
2025 ORICON Customer Satisfaction® Survey
No.1 Overall in Internet Banking



SBI損保
[SBI Insurance]
Term Cancer
Insurance
(FP assessment)
1st

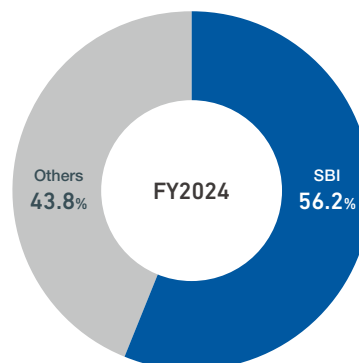
2025 ORICON Customer Satisfaction® Survey
No.1 Overall in Term Cancer Insurance (FP assessment)

Number of Securities Accounts at the SBI Group and Major Face-to-face Securities Companies



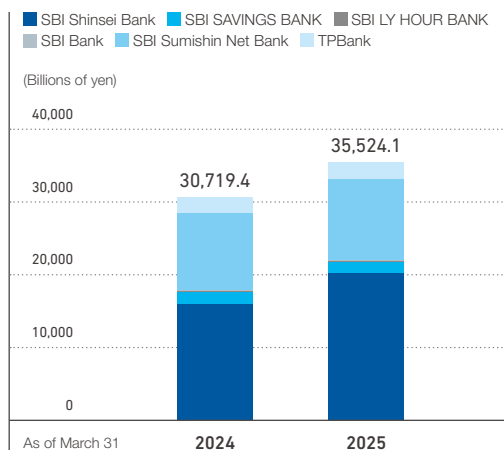
* Estimates as of March 31 from 2009 to 2025
Sources: Each company's published information

Share of Individual Stock Trading Value



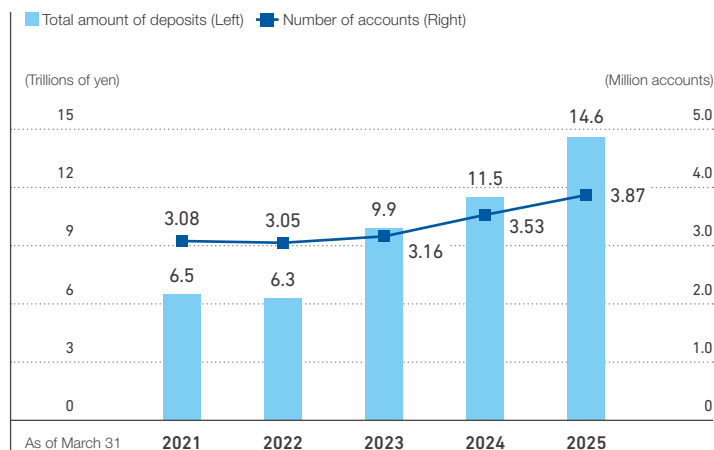
Note 1: Includes the sum of the total trading value for SBI SECURITIES and SBI Neotrade Securities
Note 2: Share is calculated by dividing each company's individual stock trading value or individual margin trading value by the total individual stock trading value or individual margin trading value at the Prime and Growth markets at TSE, etc. including the ETF and REIT trading values
Sources: Tokyo Stock Exchange statistics, each company's published information

Total Assets of the Banking Segment in the SBI Group



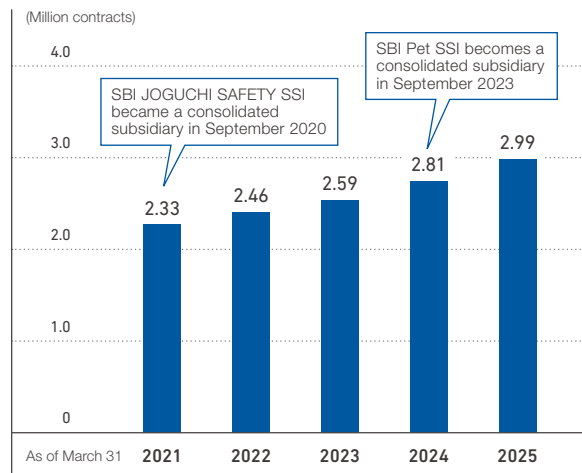
Note 1: Figures of domestic banks are consolidated/JGAAP, other overseas banks are based on each respective country's GAAP accounting standards
Note 2: The conversion rate is calculated at the end of March each year

Number of Retail Accounts and Deposits at SBI Shinsei Bank



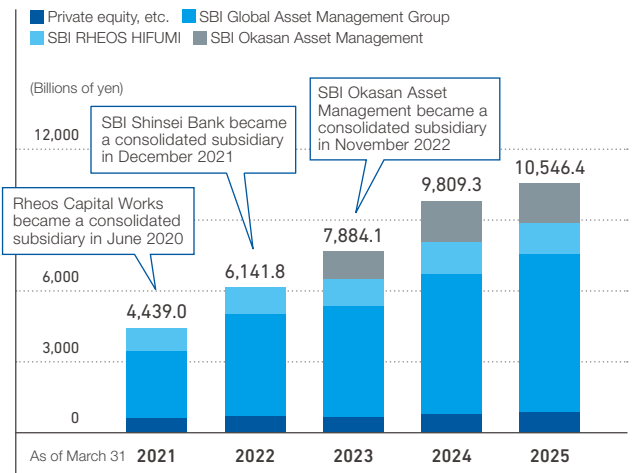
Note: Number of accounts excludes corporate accounts

Number of Contracts in SBI Insurance Group



Note: Represents simple sum of the number of contracts of SBI Insurance, SBI Life Insurance, SBI IKIKI SSI, SBI Nihon SSI, SBI Resta SSI, SBI PRISM SSI, SBI JOGUCHI SAFETY SSI, and SBI Pet SSI

SBI Group's Assets Under Management



Note 1: Calculated by the exchange rate as of the end of March each year

Note 2: Amounts are rounded to the nearest ¥100 million

Note 3: "Private equity, etc." includes neither cash nor commitment amount to be paid in

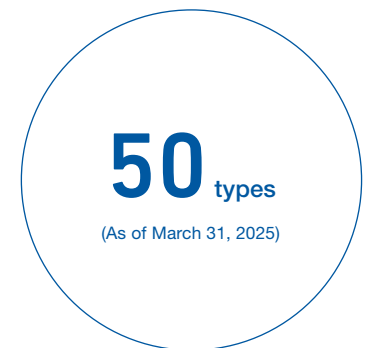
Note 4: Assets of each asset management company (SBI Global Asset Management Group, SBI RHEOS HIFUMI and SBI Okasan Asset Management) are recorded in both investment trusts and investment advisory, respectively, so there are some overlapping amounts

Note 5: Figures of each asset management company include publicly offered investment trusts, publicly offered bond investment trusts, and privately offered investment trusts

Investment Performance by SBI Investment



Overall Number of Crypto Assets Handled in Crypto-asset Business



Number of Countries in Which 5-ALA Cancer Diagnostic Agent Is Sold



Number of Domestic Stores that Offer Health Foods Containing 5-ALA

